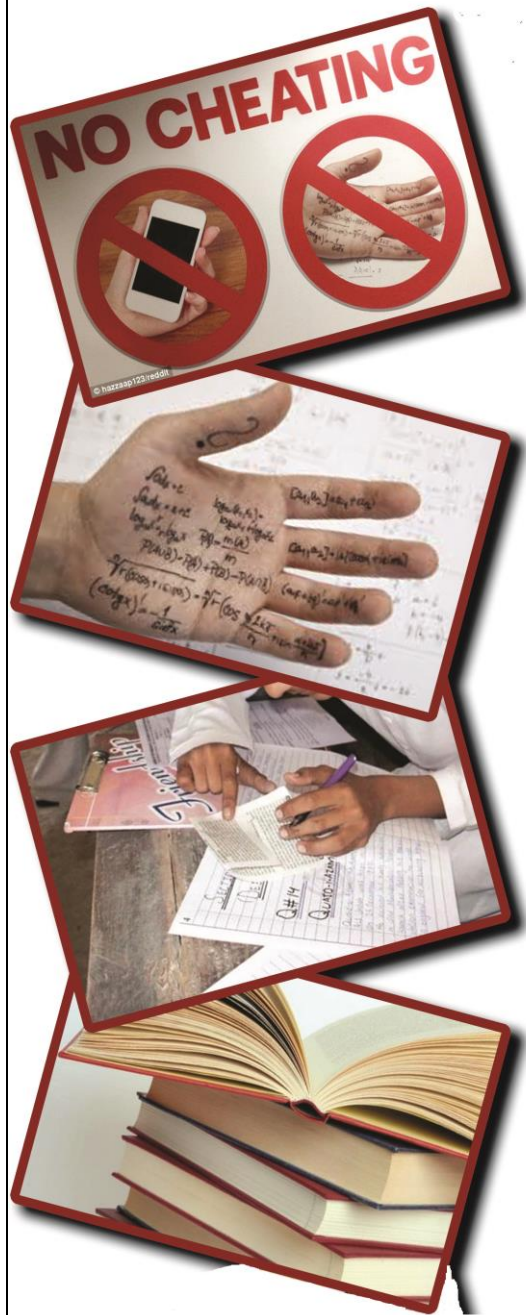


# Analysis Report



Annual SSC and HSSC Examination 2015



# Goodbye to Cheating

**Government of Balochistan  
Secondary Education Department**

Policy Planning and Implementation Unit (PPIU)

# Index

Content	Page No
<b>Executive Summary .....</b>	<b>3</b>
<b>Introduction.....</b>	<b>4</b>
<b>1. Pre Examination Measure: .....</b>	<b>5</b>
• <b>Minor repair of examination halls.</b>	
• <b>Awareness Campaign</b>	
• <b>Selection of Supervisor Staff.</b>	
• <b>Bank Less Center.</b>	
• <b>Development of new monitoring tolls.</b>	
• <b>Establishment of complaint management system</b>	
• <b>Role of electronic and print media.</b>	
<b>2. Measures taken during conduct of Examination.....</b>	<b>7</b>
• <b>Implantation of section 144</b>	
• <b>Supervisory staff Accommodation and food</b>	
• <b>Body search of the candidates</b>	
• <b>Mobile Phones</b>	
• <b>Photocopier shops around Examination Center</b>	
• <b>Peon / waterman / watchmen in the Schools / Colleges</b>	
• <b>Deployment of suitable forces</b>	
• <b>Center Inspections through Administrative Secretaries</b>	
• <b>Daily examination reports</b>	
<b>3. Leeson Learned .....</b>	<b>9</b>
<b>4. Recommendations.....</b>	<b>10</b>
<b>5. Conclusion .....</b>	<b>12</b>
<b>6. Gaps.....</b>	<b>13</b>

## Executive Summary

Our examination system has been criticized for many of its weaknesses including the quality of assessment and general conduct of examinations. The Secondary School Certificate Examination (SSC) is the first province-wide public examination conducted at the completion of Matriculation (Grade IX and X). The second largest examination is conducted after 12 years of schooling is Higher Secondary School Certificate (HSSC)/Intermediate (Grade XI and XII) Examination. BESP has undelivered (2013-18) the importance of reforms in assessment system. The Secondary Education Department generally responsible for framing and implementation of the Sector Plan decided in line with Sector Plan and commitment of the Government to eliminate unfair means in examination, strongly built in the prevailing examination system so that real worth of outcomes of the present education system are realized. Decision of the Secondary Education department has been fully supported by the government using all its resources to stop the menace.

In SSC Annual Examination 2015, there were about 97,000 candidates appeared in 279 examination centers. Similarly in HSSC annual examination, 57,000 candidates appeared in 157 centers across the province. The Balochistan Board of Intermediate and Secondary Education Balochistan (BBISE) conducted both the examinations. The present Government has been determined to take drastic measures to eliminate or to minimize malpractices in the conduct of examinations under the slogan 'Say Goodbye to Cheating'. The Government showed zero tolerance against cheating practices at all levels of examinations. Among other measures, the Government intensively monitored the conduct of examination through administrative secretaries and district administrations. During the inspection of SSC examination, the Secretaries reported 59 impersonation and 164 cheating cases. In the HSSC examination, 120 impersonation and 250 cheating cases were reported and District Administration and BISE inspectors also confiscated 270 mobile phones. The interim report ends by submitting lesson learnt and proposing some recommendations for policy and practice.

## Introduction

The challenge facing Balochistan today is to provide equitable access to a growing student population and also to ensure that the education imparted to these students is effective to required skills so that they can to fully contribute to society and the economy. Incentate improving the quality of education requires a multifaceted approach in order to improve the effectiveness of teaching-learning process by improving students, teachers and head teachers' characteristics, providing better and effective classroom / school environments and also establishing fair, valid and reliable assessment system. A credible student assessment plays a vital role in teaching-learning processes. It provides critical evidence-based feedback to policy-makers on what, and how well, students are learning in a school.

Since 18<sup>th</sup> constitution amendment, education system in Balochistan has undergone several phases of transformation aimed at improving access to quality education. However most of the initiatives were of a cosmetic nature through project driven approach. Consequently, these intermission have contributed only minimally towards improving the efficiency and effectiveness of Balochistan's education system. In 2013, the Education Department introduced Balochistan Education Sector Plan (BESP) based on a sector-wide strategy, with a focus on improving access, and equity and quality at all levels of education.

Based on situation analysis in the Sector Plan and strategic plans in the Balochistan Education Sector Plan, the Secondary Education Department Balochistan is committed to bring reforms in education sector as per BESP. Examination and assessment is one of the thematic areas of BESP which need, immediate measures to improve student learning achievements. In past, area of assessment was seriously ignored; resultantly cheating culture has penetrated strongly at all levels. The present Government has shown its commitment to get rid of this malicious social evil and to provide all students a fair, transparent and merit based assessment system.

To address this serious issue, Secondary Education Department prepared a comprehensive plan to bring reforms in assessment system and take immediate steps to stop cheating culture under the slogan '**say goodbye to cheating**'. The salient features of the anti-cheating plan which was duly approved by the Chief Secretary and Chief Minister included:-

## 1. Pre- Examination Measures:-

The anti-cheating campaign was successfully implemented in the SSC and HSSC annual examination, 2015. Main features of the plan is here:-

- **Minor repairs of examination halls**

To provide safe and friendly environment to SSC and HSSC candidates, all 279 examination centers were decided to be prepared all over the province in a meeting chaired by the Chief Secretary Balochistan, promptly carried out by the C&W Department before the commencement of SSC examination.. During the repair window pans, gauze wires, windows, doors and boundary walls were repaired along with provision of heating arrangements in all the examination halls.

- **Awareness campaign**

To create awareness for anti-cheating campaign, a mega communication strategy to mobilize public opinion was planned and accomplished to take on board politicians, civil society and all other stakeholders. During the awareness campaign walks were organized in the provincial capital, divisional and districts headquarters. As a symbol of commitment the Chief minister, Chief Secretary, Ministers, Advisor for education, members of the provincial assembly lead the rally from Girls College Quetta Cantt: to Boys Scouts Association. Elected members of local bodies, both print and electronic media, civil society organizations teachers and students participated in the anti-cheating walk. Participants of walk gathered in Boys Scouts for a seminar where commitment to eradicate the menace of cheating was solemnized. Similar walks and seminars were also held in all the district headquarters.



- **Selection of Supervisory Staff**

Selection of credible supervisory staff was a challenge for the department, which has been previously hijacked by the associations and mafias. In the last examination a committee

comprising Additional Secretaries Schools and colleges, the two directors and the Chairman further scrutinized lists received from the District Education officers. Teachers who have been frequently appointed in the examination were up rightly excluded. Further meetings and seminar were arranged to motivate and built up confidence in the selected staff for the examination.

- **Bank Less Centers**

Previously, in the areas where Banks were not available, question and answer papers were stored in private places during the whole examination while in the last SSC annual examination, 2015, the education department devised an exclusive plan for Bank less centers. According to the revised plan, question papers placed in banks or post office were delivered to the centers through district administration on daily basis. In the same way answer sheets were retrieved by the district administration on daily basis. The strategy ruled out possibility of leakages in handling the question papers and answer sheets during the process.

- **Development of new monitoring tools**

After establishment of the BBISE, the PPIU assessment experts reviewed and developed first time the state of the art monitoring tools for center inspection. The tools covered all aspects of the examination system including facilities available, missing facilities and reporting of over conduct of examination. The information will be helpful for planning purposes and will be used in the next examinations for system improvement.

- **Establishment of Complaint Management System**


Before the commencement of SSC and HSCC annual examinations 2015, an Examination Control Cell (ECC) was established in PPIU of Secondary Education Department. The Complaint Management System (CMS) which was developed and deployed successfully was placed under the ECC having Universal Access Number (UAN) 081 111 098 765. The ECC received number of complaints throughout the examination period, which were successfully registered in IP, based CMS both through automatic system and through manually received calls by Complaint Cell Call Agents at PPIU. All registered complaints were timely communicated to the responsible authorities at the operational level and the Cell also observed appropriate actions on some of the assigned complaints through calls and SMS. Universal Access Number and the Complaint Management System were given wide publicity through

media for information of the general public. The CMS is now being molded into a general Complaint Cell for the Education department.

- **Role of electronic and print media**

Electronic and print media played a vital role before and during the conduct of SSC and HSSC examinations. The Medias' campaign was very helpful for mobilization of general public, stakeholders and making of public opinion against cheating. Print media reported conduct of both the examinations on daily basis. The Directorate Public Relation (DPR) designated one Officer in PPIU to obtain reports of examination activities every day for further dissemination to the media.

The talk shows in local languages were also arranged in electronic media where senior officers of education department contributed to highlight the efforts against anti-cheating campaign and clarify reservations and perception in the masses. The strategy worked very well in making public opinion and relaying commitment of the government against unfair means in the examination. Role of media in the whole exercise minimized pressure and influence of the mafia playing with the examination over the time. Input from the general public was also encouraged through a web page on Facebook: <https://www.facebook.com/goodbye.cheating>.



## **2. Measures taken during conduct of Examination:-**

- **Implementation of Section-144.**

Previously, Section-144 was imposed around the examination hall, but it was not effectively implemented. Above all nobody was clear about the role and interpretation of Section 144 in the context of examination. Section 144 was very clearly spelled in terms of prohibition, roles and responsibilities and was accordingly notified by the Home Department. Police personnel's deployed on examination duty were also apprised of their role under Section-144,

consequently it was more or less implemented during the process. This time supervisory staff, monitors and the police were also asked to book violators under section 188 PPC.

- **Supervisory Staff Accommodation and Food.**

Previously, during the examination it was practiced that most of the supervisory staffs outside Quetta used to stay with candidates or its relatives, which affected efficiency and intelligent of the supervisory staff. In SSC and HSSC examinations, arranging the accommodation and food for supervisory staff through Deputy Commissioners and District Education Officers stopped this practice. To conduct fair and transparent assessment, this action was very helpful to keep away supervisory staff from candidates during examination period.



- **Body Search of the candidates:**

Body search of every candidate was made mandatory for the Supervisory staff well before commencement of papers. However, due to overcrowded examination centers, body search was not implemented properly in most of the centers.

- **Mobile phones**

Mobile phones were banned under Section-144 during examination hours. The district administration, BISE inspectors and supervisory staff confiscated more than 270 mobiles phones during examinations. Over the time supervisory staff was also directed to put their mobile phones with the headmaster of the institution and they were also not allowed to carry their mobile phones inside the examination hall when some reports were received that the supervisors or their subordinates might be leaking out questions through their mobiles.

- **Photocopier shops around Examination Center:-**

Photocopier shops around the examination centers traditionally supposed to be main source of questions and answers were asked to be kept closed during the paper time. That action proved very helpful.

- **Peon/Waterman/Watchmen in the Schools / Colleges:**

Such people have always been a bridge between the helpers outside the examination and the candidates inside. They transport material from outside by getting money from the candidates or they are working as agents for the photocopier machines and sell answers to the candidates appearing. They have become experts in their notorious business. In the last examination all such staff members were banned from entering the examination center. Their attempts of conspiracies were timely picked and handled.

- **Deployment of suitable forces:**

This time first in the history examination centers were properly managed internally and externally. Adequate number of police was deployed outside the center. The police did not allow any one to enter the premises prescribed by Section 144. Due to continuous watch and support of the Chief Secretary the police responded well, whenever asked for.

- **Center Inspections through Administrative Secretaries:**

On the direction of worthy Chief Secretary, Secretaries were assigned districts to visit examination centers during Science, Math's and English papers. Their visits proved very helpful in motivation and activation of the supervisory staff and the district administration including commissioners and Deputy Commissioners. Every Secretary on return submitted complete monitoring report along with some very good observation regarding overall situation of education in the districts. Their reports are in the process of compilation and will be given due regard and publication in near future.

- **Daily examination reports:**

An examination cell was established in the PPIU throughout the examination to receive reports from all the districts. The reports were then transmitted to the media through DGPR and copies of those reports were also sent to CM, CS and Advisor for Education every evening on turn over of the paper

## **STATISTICAL ANALYSIS OF SECONDARY SCHOOL CERTIFICATE EXAMINATION (SSC) RESULT 2015.**

**The following outcome which has been analysis by the following persons .**

- |                     |       |
|---------------------|-------|
| 1. Mr. Abdul Razaq  | PEACE |
| 2. Mr. Abdul Majeed | PPIU  |
| 3. Mr. Nazir Ahmed  | PPIU  |
| 4. Mr. Asmatullah   | PEACE |
| 5. Mr. Saleem Raza  | PEACE |
| 6. Mr. Sabir Khan   | PPIU  |
| 7. Mr. Abdul Wali   | PEACE |

## 8. Zain Ul Arfeen Irfan PPIU

### Methodology

- Data collection (from BISE)
- Data Cleaning (a division by each of the committee member)
- Data Matching (that of BISE with BEMIS)
- Data analysis (Using SPSS & Excel)
- Report generation
- Presentation / dissemination

#### ✓ Matching BISE Statistical Data with BEMIS

	Gender	BEMIS	BISE	Difference
Schools (High & Higher Sed.)	Boys	576	548	28
	Girls	250	201	49
	Total	826	749	77
Students	Boys	18693	19229	-536
	Girls	10942	9053	1889
	Total	29635	28282	1353

#### ✓ FIVE-YEAR RESULTS SUMMARY (Science Group)

Year	Number of Students Appeared			Number of Passed Students			Percentage of Passed Students		
	Boys	Girls	Total	Boys	Girls	Total	Boys	Girls	Total
2011	24550	8403	32953	21923	7894	29817	89.30%	93.94%	90.48%
2012	24796	9415	34211	22066	8913	30979	88.99%	94.67%	90.55%
2013	25642	10126	35768	23325	9739	33064	90.96%	96.18%	92.44%

2014	26951	10935	37886	25725	10493	36218	95.45%	95.96%	95.60%
2015	27669	11714	39383	23161	10577	33738	83.7%	90.2%	85.6%

✓ **BRANCH AND GENDER WISE PASS PERCENTAGE**

Branch	Gender	Total Appeared	Total Passed	Pass %age
Turbat	Boys	3028	2882	95.18%
	Girls	2091	2046	97.85%
Loralai	Boys	3307	2717	82.16%
	Girls	1103	1066	96.65%
Khuzdar	Boys	2847	2077	72.95%
	Girls	1349	1073	79.54%
Naseerabad	Boys	4526	3871	85.53%
	Girls	1093	972	88.93%
Quetta	Boys	14305	11791	82.43%
	Girls	6153	5402	87.79%
<b>Total</b>		<b>39802</b>	<b>33897</b>	<b>85.16%</b>

Group	Appeared			Passed			Pass %age		
	Boys	Girls	Total	Boys	Girls	Total	Boys	Girls	Total
Science	27669	11714	39383	23161	10577	33738	83.7%	90.2%	85.6%

✓ **Number of Students Appeared (High, Model & Higher Secondary Level)**

School Level	Number of Students
High School	34270
Higher Secondary School	1743
Model School	3370
Total	39383

✓ **OVERALL COMPARISON OF SSC SCORE ACROSS GENDER**

Gender	Number of students	Mean Score	
Boys	27669	501	<i>Sig.</i>
Girls	11714	578	

According to findings, it shows that *girls* (Mean=578) significantly performed better than *boys* (Mean=501) throughout the province.

✓ **Govt Schools' Comparison Across Gender**

Gender	Number of students	Mean Score	
Boys	19229	481	<i>Sig.</i>
Girls	9053	578	

According to findings, it shows that the government schools' *girls* (Mean=578) significantly performed better than *boys* (Mean=481) throughout the province.

✓ **Number of Students Appeared from Various Type of Schools**

School Type	Boys	Girls	Total	%age
Govt	19229	9053	28282	71.8
Private	7547	2548	10095	25.6
BRC	169	0	169	0.43
Cadet	157	0	157	0.39
Divisional	127	36	163	0.41
FC	160	8	168	0.42
GDA	44	13	57	0.14
Labour	149	56	205	0.52
Military	87	0	87	0.22
<b>Total</b>	<b>27669</b>	<b>11714</b>	<b>39383</b>	<b>100.0</b>

✓ **Number of Various Type of Schools Appeared in SSC-Exam**

School Type	Schools	%age
Govt	749	68.9%
Private	311	28.6%
BRC	3	0.3%
Cadet	4	0.4%
Divisional	3	0.3%
FC	7	0.6%

<b>GDA</b>	<b>1</b>	<b>0.1%</b>
<b>Labour</b>	<b>7</b>	<b>0.6%</b>
<b>Military</b>	<b>1</b>	<b>0.1%</b>
<b>Total</b>	<b>1086</b>	

✓ **Passed and Failed Students of Various School**

<b>School_Type</b>	<b>Appeared</b>	<b>Passed</b>	<b>Pass %age</b>	<b>Fail</b>
<b>Govt</b>	<b>28282</b>	<b>24070</b>	<b>85.1%</b>	<b>4212</b>
<b>Private</b>	<b>10095</b>	<b>8718</b>	<b>86.4%</b>	<b>1377</b>
<b>BRC</b>	<b>169</b>	<b>168</b>	<b>99.0%</b>	<b>1</b>
<b>Cadet</b>	<b>157</b>	<b>157</b>	<b>100.0%</b>	<b>0</b>
<b>Divisional</b>	<b>163</b>	<b>134</b>	<b>82.2%</b>	<b>29</b>
<b>FC</b>	<b>168</b>	<b>153</b>	<b>91.1%</b>	<b>15</b>
<b>GDA</b>	<b>57</b>	<b>57</b>	<b>100.0%</b>	<b>0</b>
<b>Labour</b>	<b>205</b>	<b>194</b>	<b>94.6%</b>	<b>11</b>
<b>Military</b>	<b>87</b>	<b>87</b>	<b>100.0%</b>	<b>0</b>
<b>Total</b>	<b>39383</b>	<b>33738</b>	<b>85.6%</b>	<b>5645</b>

✓ **GRADING OF STUDENTS (Overall Balochistan)**

Grade	Range	Number of Students	%age of Students	Number of Boys	%age of Boys	Number of Girls	%age of Girls
A+	840 – 1050	282	0.7	213	0.8	69	0.6
A	735 – 839	2853	7.2	1425	5.2	1428	12.2
B	630 – 734	11033	28.0	6538	23.6	4495	38.4
C	525 – 629	13468	34.2	9996	36.1	3472	29.6
D	420 – 524	5824	14.8	4762	17.2	1062	9.1
E	347-419	278	0.7	227	0.8	51	0.4
FAIL	0-346	5645	14.3	4508	16.3	1137	9.7
Total	-	39383	100.0	27669	100.0	11714	100.0

✓ GRADING OF STUDENTS (Govt Schools)

Grade	Number of Students	%age of students	Number of Boys	%age	Number of Girls	%age
A+	17	0.1	4	0.0	13	0.1
A	1491	5.3	553	2.9	938	10.4



<b>B</b>	7767	27.5	4148	21.6	3619	40.0
<b>C</b>	9907	35.0	7136	37.1	2771	30.6
<b>D</b>	4643	16.4	3785	19.7	858	9.5
<b>E</b>	245	0.9	201	1.0	44	0.5
<b>FAIL</b>	4212	14.9	3402	17.7	810	8.9
<b>Total</b>	28282	100.0	19229	100.0	9053	100.0

✓ **GRADING OF STUDENTS (Private Schools)**

<b>Grade</b>	<b>Number of Students</b>	<b>%age of students</b>	<b>Number of Boys</b>	<b>%age</b>	<b>Number of Girls</b>	<b>%age</b>
<b>A+</b>	69	0.7	15	0.2	54	2.1
<b>A</b>	1130	11.2	659	8.7	471	18.5
<b>B</b>	2963	29.4	2134	28.3	829	32.5
<b>C</b>	3389	33.6	2709	35.9	680	26.7
<b>D</b>	1135	11.2	949	12.6	186	7.3
<b>E</b>	32	0.3	26	0.3	6	0.2
<b>FAIL</b>	1377	13.6	1055	14.0	322	12.6

<b>Total</b>	<b>10095</b>	<b>100.0</b>	<b>7547</b>	<b>100.0</b>	<b>2548</b>	<b>100.0</b>
--------------	--------------	--------------	-------------	--------------	-------------	--------------

✓ **GRADING OF STUDENTS (BRC)**

<b>Grade</b>	<b>Number of Students</b>			
	<i>Khuzdar</i>	<i>Kech</i>	<i>Loralai</i>	<i>Total</i>
<b>A+</b>	1	22	74	97
<b>A</b>	28	13	1	42
<b>B</b>	25	0	0	25
<b>C</b>	4	0	0	4
<b>D</b>	0	0	0	0
<b>E</b>	0	0	0	0
<b>FAIL</b>	1	0	0	1
<b>Total</b>	<b>59</b>	<b>35</b>	<b>75</b>	<b>169</b>

✓ **GRADING OF STUDENTS (Cadet Colleges)**

<b>Grade</b>	<b>Number of Students</b>				<i>Total</i>
	<i>Jaffar Abad</i>	<i>Killa Saifullah</i>	<i>Mastung</i>	<i>Pishin</i>	
<b>A+</b>	6	16	8	12	42
<b>A</b>	29	10	36	14	89
<b>B</b>	14	0	9	3	26

<b>C</b>	0	0	0	0	0
<b>D</b>	0	0	0	0	0
<b>E</b>	0	0	0	0	0
<b>FAIL</b>	0	0	0	0	0
<b>Total</b>	49	26	53	29	157

✓ **GRADING OF STUDENTS (Divisional Schools)**

Grade	Number of Students			Total
	Khuzdar	Sibi	Loralai	
<b>A+</b>	0	0	0	0
<b>A</b>	7	2	8	17
<b>B</b>	36	10	31	77
<b>C</b>	27	1	6	34
<b>D</b>	6	0	0	6
<b>E</b>	0	0	0	0
<b>FAIL</b>	5	21	3	29
<b>Total</b>	81	34	48	163

✓ **GRADING OF STUDENTS (FC Schools)**

Grade	Number of Students

	<i>Baleli Quetta</i>	<i>Muslimbagh Killa Saifullah</i>	<i>Sinjawi Ziarat</i>	<i>Nokkundi Chaghi</i>	<i>Duki Loralai</i>	<i>Nasirabad Loralai</i>	<i>Mekhtar Loralai</i>	<i>Total</i>
<b>A+</b>	0	0	0	0	0	0	0	0
<b>A</b>	9	10	0	0	5	1	3	28
<b>B</b>	18	21	1	6	17	13	6	82
<b>C</b>	3	4	10	8	3	7	2	37
<b>D</b>	0	0	3	3	0	0	0	6
<b>E</b>	0	0	0	0	0	0	0	0
<b>FAIL</b>	1	0	10	3	0	1	0	15
<b>Total</b>	<b>31</b>	<b>35</b>	<b>24</b>	<b>20</b>	<b>25</b>	<b>22</b>	<b>11</b>	<b>168</b>

✓ **GRADING OF STUDENTS (GDA and Military Schools)**

<b>Grade</b>	<b>Number of Students</b>	
	<i>GDA-School</i>	<i>Military-School</i>
<b>A+</b>	2	53
<b>A</b>	20	33
<b>B</b>	28	1
<b>C</b>	7	0
<b>D</b>	0	0
<b>E</b>	0	0

<b>FAIL</b>	0	0
<b>Total</b>	57	87

✓ **GRADING OF STUDENTS (Labor Schools)**

<b>Grade</b>	<b>Number of Students</b>							<b>Total</b>
	<i>Khuzdar</i>	<i>Muslim bagh Killa Saifullah</i>	<i>Hub Lasbela</i>	<i>Sharigh Harnai</i>	<i>Sariab Quetta</i>	<i>Workers Nawakilli Quetta</i>	<i>Mines-Labour Workers Nawakilli Quetta</i>	
<b>A+</b>	0	0	0	0	0	0	0	0
<b>A</b>	1	0	0	2	1	1	0	5
<b>B</b>	14	3	3	4	22	18	0	64
<b>C</b>	12	7	16	3	39	6	6	89
<b>D</b>	1	1	22	0	4	0	7	35
<b>E</b>	0	0	1	0	0	0	0	1
<b>FAIL</b>	1	1	7	0	0	0	2	12
<b>Total</b>	29	12	49	9	66	25	15	206

✓ **TOP 20 SCHOOLS OF THE PROVINCE**

<b>Ranking</b>	<b>School Name</b>	<b>Mean Score</b>
1	Balochistan Residential College Loralai	915
2	Cadet College Killa Saifullah	853

3	Military College Sui Dera Bugti	844
4	Balochistan Residential College Turbat	842
5	Cadet College Pishin	814
6	Ideal Academy Panjgoor	810
7	The Oasis Public High School Panjgoor	798
8	Maymar-E-Nau-Public School Panjgoor	794
9	Helper Public High School Panjgoor	792
10	Syed Hashmi High School Turbat	789
11	Cadet College Mastung	785
12	The Oasis Public High School Gawader	779
13	OPF Public School Turbat	763
14	Delta Public High School Turbat	753
15	Govt High School Shahrag Turbat	747
16	Govt Boys High School Herronk Turbat	744
17	Govt Girls High School Bugward Khuda Badan Panjgoor	739
18	Govt High School Turbat	734
19	Gawader Grammar School Gawader	733
20	Little Angel High School Pishin	729

✓ **TOP 20 GOVERNMENT SCHOOLS**

Ranking	School_Name	Mean Score
1	Govt Girls High School Shahraq Turbat	747
2	Govt high School Herronk Turbat	744
3	Govt Girls High School Khuda Badan Panjgoor	739
4	Govt Girls High School Duki Loralai	739
5	Govt Girls High School Khajak Sibi	737
6	Govt High School Sharag Harnai	734

7	Govt High School Killa Saifullah	731
8	Govt Girls High School Chaman	730
9	Govt High School Gawader	725
10	Govt High School Issai Kalat Panjgoor	721
11	Govt Girls High School Tar office Panjgoor	715
12	Govt Girls High School Jiwani Gawader	715
13	Govt Girls High School Bakhshi Colony Gawader	714
14	Govt High School Barshore Pishin	713
15	Govt Girls High School Balozai Pishin	712
16	Govt Girls High School Harnai	710
17	Govt High School Tijban Turbat	708
18	Govt Girls High School Momin Abad Quetta	705
19	Govt Girls High School Mulla Band Gawadar	705
20	Govt Girls High School Kosh Kalat Turbat	703

✓ *TOP 20 PRIVATE SCHOOLS*

Ranking	School_Name	Mean Score
1	The Ideal Academy Panjgoor	810
2	The Oasis Public High School Panjgoor	798
3	Maymar-E-Nau-Public School Panjgoor	794
4	Helpers Public High School Panjgoor	792
5	Syed Hashim High School Turbat	789
6	The Oasis Public High School Gawader	779
7	Kech Grammar School Turbat	765
8	OPF Public High School Turbat	763
9	Delta Public High School Turbat	753

10	Gawader Grammer School Gawader	733
11	The Educator Campus.II Quetta	732
12	Little Angel High School Pishin	729
13	ST: Eugene's High School Sibi	725
14	National Girls High School Zehri Khuzdar	725
15	Ever Green Which Grammar High School Pishin	723
16	Jinnah Grammar School Usta Muhammad Jaffarabad	713
17	Young Scholar Grammar High School Gharshinan Pishin	713
18	I K Grammar High School Jaffarabad	708
19	Nizami Public School Duki Loralai	708
20	Zubida Jalal Girls High School Mand Turbat	701

✓ **COMPARISON ACROSS DISTRICTS**

Ranking	Districts	Number of Students Appeared	Mean Score	Highest Score Achievers
1	Panjgoor	891	635.02	905
2	Sohbatpur	927	634.68	824
3	Kech	3009	628.18	887
4	Gawadar	1343	626.02	860
5	Zhob	1087	610.67	833
6	Loralai	1256	602.83	964
7	Killa Abdullah	838	586.64	830
8	Pishin	1764	576.00	899
9	Naseerabad	892	572.09	804
10	Killa Saifullah	717	571.09	928



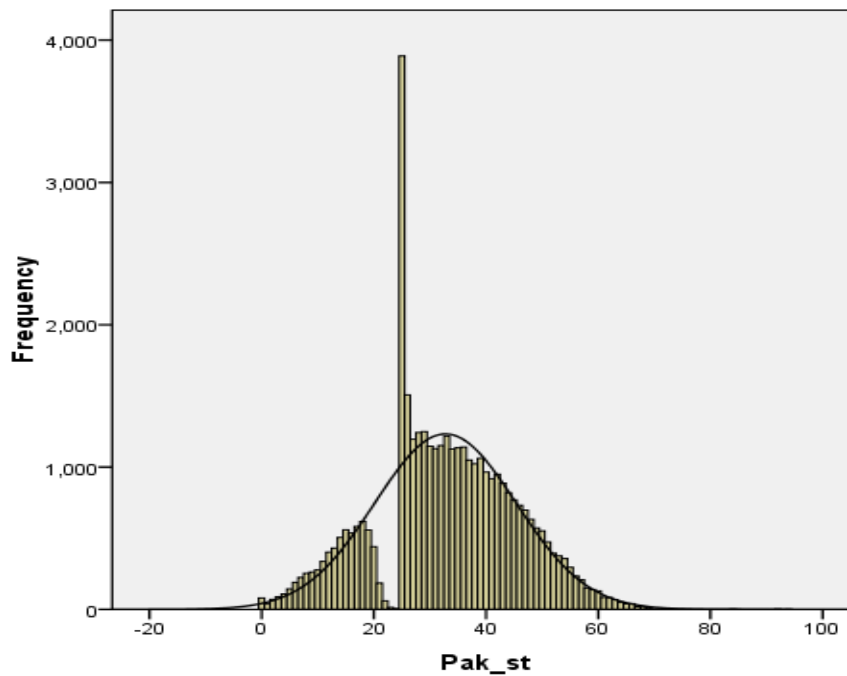
11	Jhal Magsi	266	562.56	773
12	Kachhi	666	556.84	803
13	Dera Bugti	646	544.93	901
14	Harnai	252	531.54	812
15	Mastung	940	531.12	866
16	Jaffar Abad	2088	529.65	867
17	Chaghi	509	521.18	729
18	Quetta	12226	503.00	897
19	Kharan	599	501.37	810
20	Noshki	943	493.04	815
21	Musa Khail	375	484.33	778
22	Washuk	189	470.13	787
23	Khuzdar	1372	468.32	842
24	Kalat	942	448.43	791
25	Awaran	398	447.81	822
26	Sibi	1285	393.75	810
27	Sherani	36	379.33	613
28	Ziarat	374	378.74	770
29	Lasbela	2030	376.00	871
30	Kohlu	169	363.63	734
31	Barkhan	354	346.2	772
	<b>Total</b>	<b>39383</b>	<b>524.25</b>	<b>964</b>

✓ STUDENTS' PERFORMANCE (SUBJECT WISE)

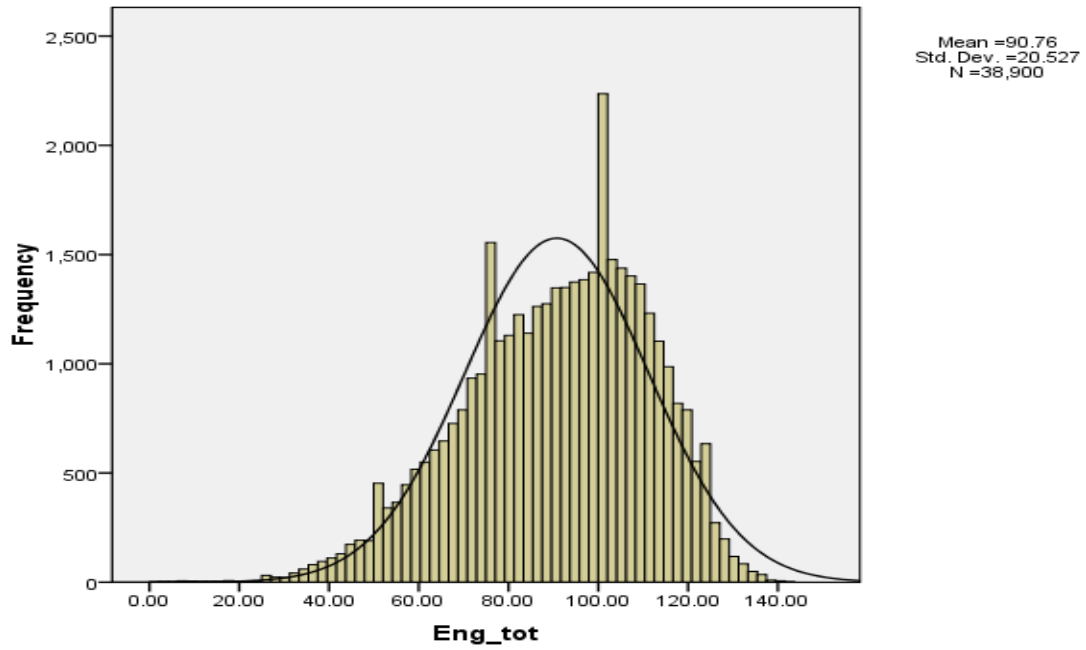
Subjects	Number of Students			
	<i>Passed</i>	<i>%age</i>	<i>Fail</i>	<i>%age</i>
Urdu	38178	96.9%	1205	3.1%

<b>English</b>	<b>37697</b>	<b>95.7%</b>	<b>1686</b>	<b>4.3%</b>
<b>Math</b>	<b>36475</b>	<b>92.6%</b>	<b>2908</b>	<b>7.4%</b>
<b>Bio_theory</b>	<b>36898</b>	<b>93.7%</b>	<b>2485</b>	<b>6.3%</b>
<b>Bio_practical</b>	<b>38439</b>	<b>97.6%</b>	<b>944</b>	<b>2.4%</b>
<b>Phy_theory</b>	<b>36550</b>	<b>92.8%</b>	<b>2833</b>	<b>7.2%</b>
<b>Phy_practical</b>	<b>38126</b>	<b>96.8%</b>	<b>1257</b>	<b>3.2%</b>
<b>Chem_theory</b>	<b>38252</b>	<b>97.1%</b>	<b>1131</b>	<b>2.9%</b>
<b>Chem_practical</b>	<b>37994</b>	<b>96.5%</b>	<b>1389</b>	<b>3.5%</b>
<b>Pak_Studies</b>	<b>31939</b>	<b>81.1%</b>	<b>7444</b>	<b>18.9%</b>
<b>Islamiat</b>	<b>38968</b>	<b>98.9%</b>	<b>415</b>	<b>1.1%</b>

✓ **Pak/Studies**



English



✓ **SUBJECT PASSED PERCENTAGE (OVERALL SCORE)**

Subject	Total Score/marks	Passed %age
Urdu	150	59%
English	150	61%
Math	150	54%
Biology_Theory	126	54%
Biology_Practical	24	63%
Physics_Theory	126	54%
Physics_Practical	24	58%
Chemistry_Theory	126	60%
Chemistry_Practical	24	58%

Islamiat	75	57%
Pak_Studies	75	44%

✓ HIGHEST SCORES (SUBJECT WISE)

Subject	Total Score	Highest Score Achieved
Urdu	150	143
English	150	142
Math	150	144
Biology_Theory	126	133
Biology_Practical	24	24
Physics_Theory	126	124
Physics_Practical	24	24
Chemistry_Theory	126	117
Chemistry_Practical	24	24
Islamiat	75	69
Pak_Studies	75	68

	25727	SHOAIB AHMAD	FATEH MUHAMMAD	BALUCHISTAN RESIDENTAIL COLLEGE LORALAI	936
13	25748	MUHAMMAD BILAL	MUHAMMAD QAYYUM	BALUCHISTAN RESIDENTAIL COLLEGE LORALAI	936
14	25697	ASFAND YAR	MUHAMMAD HASHIM	BALUCHISTAN RESIDENTAIL COLLEGE LORALAI	935
	25706	ABDUL TAWAB	ABDUL WAHAB	BALUCHISTAN RESIDENTAIL COLLEGE LORALAI	935
15	25719	MUHAMMAD TALHA	MUHAMMAD AKHTAR	BALUCHISTAN RESIDENTAIL COLLEGE LORALAI	934
	25730	ABDUL QADEER	ABDUL RAZZAQ	BALUCHISTAN RESIDENTAIL COLLEGE LORALAI	934
	25732	SAIF ULLAH	INAYATULLAH	BALUCHISTAN RESIDENTAIL COLLEGE LORALAI	934
16	25718	MUHAMMAD JAMEEL	MUHAMMAD HUSSAIN	BALUCHISTAN RESIDENTAIL COLLEGE LORALAI	933
17	25720	MUHAMMAD SHAHID	GHULAM FAROOQ	BALUCHISTAN RESIDENTAIL COLLEGE LORALAI	931
	25722	MANSOOR AHMAD	MUHAMMAD SADIQ	BALUCHISTAN RESIDENTAIL COLLEGE LORALAI	931
18	25699	IRSHADULLAH	ABDUL ZAHIR	BALUCHISTAN RESIDENTAIL COLLEGE LORALAI	930
	25749	MUHAMMAD YAQOOB	UMARZAI	BALUCHISTAN RESIDENTAIL COLLEGE LORALAI	930
19	25685	ABDUL HADI	MULLA HASSAN KHAN	BALUCHISTAN RESIDENTAIL COLLEGE LORALAI	928
	25690	JAN MUHAMMAD	MUHAMMAD QASIM KHAN	BALUCHISTAN RESIDENTAIL COLLEGE LORALAI	928
	25713	SIAL KHAN	SAID MUHAMMAD	BALUCHISTAN RESIDENTAIL COLLEGE LORALAI	928
	25737	QAISAR KHALIQ	KHALIQ DAD	BALUCHISTAN RESIDENTAIL COLLEGE LORALAI	928
	25759	HAANI SHAFIQ SIDDIQUI	SHAFIQ AHMED	BALUCHISTAN RESIDENTAIL COLLEGE LORALAI	928
	26764	MUHAMMAD HARIS KHAN	INAYAT ULLAH KHAN	CADET COLLEGE KILLA SAIF ULLAH	928
20	25754	MUHAMMAD MUAVIA	NASRULLAH	BALUCHISTAN RESIDENTAIL COLLEGE LORALAI	926

✓ **TOP 20 SCORERS (STUDENTS)**

Ranking	Roll No	Name	Father Name	School	Marks
1	25709	MUHAMMAD QASIM	MUHAMMAD FAZIL	BALUCHISTAN RESIDENTAIL COLLEGE LORALAI	964
2	25707	KALEEM ULLAH	HABIB ULLAH	BALUCHISTAN RESIDENTAIL COLLEGE LORALAI	962
3	25734	MUHAMMAD ADIL KHAN	YAR MUHAMMAD	BALUCHISTAN RESIDENTAIL COLLEGE LORALAI	958
4	25705	SHAH WALI KHAN	FAZAL UD DIN	BALUCHISTAN RESIDENTAIL COLLEGE LORALAI	952
5	25703	HAMZA SHAREEF	ABDUL REHMAN	BALUCHISTAN RESIDENTAIL COLLEGE LORALAI	951
6	25688	NAQEEBULLAH	HAJI AMANULLAH	BALUCHISTAN RESIDENTAIL COLLEGE LORALAI	950
	25702	BILAWAL AHMAD	HAJI MUSA JAN	BALUCHISTAN RESIDENTAIL COLLEGE LORALAI	950
7	25717	MUHAMMAD ARIF	ABDUL SAMAD	BALUCHISTAN RESIDENTAIL COLLEGE LORALAI	949
8	25693	MASROOR AHMAD	MASOOD AHMAD	BALUCHISTAN RESIDENTAIL COLLEGE LORALAI	946
9	25698	HABIB UR RAHMAN	HAJI ABDUL KAREEM	BALUCHISTAN RESIDENTAIL COLLEGE LORALAI	943
10	25715	AZIZ ULLAH	ABDUL RASHEED	BALUCHISTAN RESIDENTAIL COLLEGE LORALAI	940
11	25710	HAIWAD KHAN	HIDAYAT ULLAH	BALUCHISTAN RESIDENTAIL COLLEGE LORALAI	939
	25711	MUHAMMAD ANAS	ASIF IQBAL	BALUCHISTAN RESIDENTAIL COLLEGE LORALAI	939
12	25696	ABDUL RAHMAN	KHUDAI NOOR	BALUCHISTAN RESIDENTAIL COLLEGE LORALAI	937
	25724	MUZAMMIL KHAN	MUHAMMAD HASSAN	BALUCHISTAN RESIDENTAIL COLLEGE LORALAI	937

**RANGE OF SCORES IN SUBJECTS (Top 20 Students)**

Subject	Total Score/marks	Range of Score achieved
Urdu	150	126-138
English	150	126-141
Math	150	125-140
Biology_Theory	126	98-123
Biology_Practical	24	19-24
Physics_Theory	126	112-124
Physics_Practical	24	18-23
Chemistry_Theory	126	102-117
Chemistry_Practical	24	19-24
Islamiat	75	60-69
Pak_Studies	75	54-68

#### Students Inclination towards selection of optional subjects

Subject	Students	%age
Biology	38937	98.86%
Computer Science	443	1.124%
E/Wiring	3	0.008%
Total	39383	

#### Students Inclination towards selection of optional subjects

Division	Number of Students	%age
First	14168	36.0
Second	17609	44.7
Third	1961	5.0
Fail	5645	14.3
Total	39383	100.0

### STATISTICAL ANALYSIS OF Higher SECONDARY SCHOOL CERTIFICATE EXAMINATION (HSSC) RESULT 2015.

Analysis is in process, some basic analysis is as under

Result of First Year 2014 = 65%

Result of First Year 2015 = 28%

Result of 2<sup>nd</sup> Year 2014 = 75%

Result of 2<sup>nd</sup> Year 2015 = 44%

## 2. Lesson Learned:-

- Overcrowded examination halls/ rooms badly affected students' performance and it also affected body search of students and timely commencement of papers;
- Electricity, load shedding during examination hours also affected students' performance especially in evening papers;
- Non-availability of furniture in some of the examination centers proved to be discriminatory to students sitting on the floor and had difficulty in writing. Further broken chairs, desks, broken armchairs and easy plastic chairs (not fit for examination purposes) provided in some of the centers very badly effected students writing skills. Arrangement of appropriate sitting arrangement for the candidates is a pre-requisite for a suitable examination environment and it's the responsibility of the board to make arrangements since they charge students appearing in the examination.
- It was observed that where easy plastic chairs were provided in the centers, the students were seated every day without proper seating plan;



- In some of the examination centers, Police and Levies were reported to be involved in malpractices:
- Reports of less number of Question papers against the number of candidates were required from some of the centers:
- It was reported in HSSC examination that in one of the center in Quetta city, Urdu question paper B for evening group was delivered to morning group. However, timely action was taken for distribution of a new question paper in all centers situated in Quetta city.
- No security arrangements were made for the center superintendent for collection of question papers from the Bank to examination center and vice versa for retrieval of answer sheets.

#### **4. Recommendations:-**

The following few policy level recommendations are suggested to ameliorate the existing sub-standard of education:

- Most of the people from media, parents and civil society questioned the availability of teachers, lack of standard teaching practices and availability of Science and mathematics teachers before applying anti cheating campaign. The reservation to some extent is right, as no SST teachers have been appointed after 2007; consequently 2400 or even more vacancies are lying vacant in the province. Secondly available teachers have not been properly rationalized according to needs in the institutions nor slots created as per need of the education system. More importantly teachers through different systems lack capability and teaching skills since they have been appointed without merit and pre-service training to develop their teaching skills.

Vacant slots of SSTs have been advertised through BPSC, teachers categories falling under BPS-16 have been advertised and recruited through National Testing Service.

- Steps need to be taken for capacity building of teachers in subject contents and in pedagogical skills;
- Primary education is a very important and basic tier of education system, therefore, one room and one teacher in primary schools need to be upgraded in terms of teacher and space:-

- Punctuality of Teachers, in the Institution need to be ensured and zero tolerance approach be adopted in absenteeism cases and in replacement of teachers (so called Ewazi Teachers) cases;
- Political interference in transfer in Education department need to be stopped forthwith; merit shall be maintained at all levels. During academic session posting-transfer of teachers need to be curtailed; District Education Officers must be posted on the recommendation of a search committee for a fix period, and their failure during that period shall be dent as inefficiency under BEEDA Act, 2011:
- Curriculum, pedagogy and assessment need to be improved/reviewed at all levels;
- Weekly/monthly classroom assessment of each subject need to be conducted and the performance of the students should be communicated to their parents regularly. An open day may be declared compulsory on the day of term result announcement for teacher-parents interaction;
- Pre-admission test need to be made mandatory for admissions on terminal stages of 6<sup>th</sup> and 9<sup>th</sup>:
- Disciplinary action need to be taken against head teachers of the educational institutions along with subject teacher(s) on account of their failure to deliver less than 30% result for two consecutive years:
  - Learning Coordinator/Supervisor need to be made responsible to provide continuous remedial feedback in their assigned schools;
  - Educational institutions shall not be used as nurseries of political parties;
  - The supervisory staff / invigilators in the examination centers may be posted from outside the districts and security arrangements may be provided to such personals;
  - The officers of Education Department posted at District level should visit the Education Institutions regularly of their jurisdiction and monthly report be submitted to the Deputy Commissioner and Secretary, Education Department;
  - To complete number of teaching days given in academic calendar and also to complete and revise syllabus, it is only possible if teachers be debarred from health (Polio campaign), census, election duties and other duties out of their mandate: especially election duties of teachers have made them tools for political parties:

- To monitor examination centers centrally and accurately, closed-circuit television (CCTV) cameras need to be installed in the examination halls before commencement of next SSC and HSSC examinations.

## **Conclusion**

Despite all shortcomings elaborated above generally the campaign proved a success if not hundred percent. The civil society, media and parents applauded the whole exercise. Sustainability of the present commitment is a must along with merit-based recruitment so that students and their parents realize the importance of studies as the only option. Present level of commitment of the whole government as exercised in the last two examinations needs to be continued till the board and its auxiliaries attain the level of capacity required for a standard assessment system or the present culture of substandard assessment system and atmosphere of complacency is changed.

Although the Secondary Education department is in the process of uniform standard assessment of grade 5<sup>th</sup> and 8<sup>th</sup> but it needs backing of the government in terms of financial resource and sustainability. Balochistan Education Assessment Commission is being established to fix standards certification system for primary and elementary level assessment, which needs financial support of the government to get it on track as soon as possible.

The decision of elimination of cheating from the assessment system would give us some very good lessons of quality, quantity and capacity of the present system and would give the policy makers a very good foundation for planning remedial measures to fill the gaps in the system.

### **Looking to the gaps identified during examination the following actions have been taken or in the process of being implemented:-**

- Vacant positions of SSTs have been advertised;
- Balochistan Education Assessment Commission is about to be notified for standard assessment of Grade 5<sup>th</sup> and 8<sup>th</sup>;
- Teachers for Science and Mathematics are being rationalized, Quetta District has already been done;
- Training of paper setters is being done by the PITE;
- Science labs are being prioritized and equipped;

- Internal Assessment in the Schools is being made mandatory and monitored regularly;
- Five new fully equipped Examination Centers with a capacity of 3000-5000 students in Quetta and one in each district are being planned for the coming budget;
- Proper seating arrangement with furniture would be arranged for next examination.